



Stoke Fleming
Primary School

Reading and Phonics in Class Challenger

January 2020

The five Ps of Read Write Inc

- Pace
- Praise
- Purpose
- Participation
- Passion



Stoke Fleming Primary School Speed Sounds Set 2

Consonant sounds – stretchy

f	l	m	n	r	s	v	z	sh	th	ng
										nk

Consonant sounds – bouncy

b	c	d	g	h	j	p	qu	t	w	x	y	ch
	k											

Vowel sounds – bouncy

a	e	i	o	u
---	---	---	---	---

Vowel sounds – stretchy

ay	ee	igh	ow
----	----	-----	----

Vowel sounds – stretchy

oo	oo	ar	or	air	ir	ou	oy
----	----	----	----	-----	----	----	----

<https://www.youtube.com/watch?v=p7hRbrpg5Bo>



Picture Phrases


ay



may I play?

2. day, play, may, way, lay, say, tray, spray

aw



yawn at dawn

3. saw, raw, law, straw, dawn, paw,
crawl, jaw, claw, yawn



Stoke Fleming
Primary School

‘Special Friends’, ‘Fred Talk’, read the
word

spray

crawl



Stoke Fleming
Primary School

‘Special Friends’, ‘Fred Talk’, read the
word

vord



jeek



toop



snight





Stoke Fleming
Primary School

Speed Sounds Set 3

Consonant sounds

f	l	m	n	r	s	v	z	sh	th	ng
ff	ll	mm	nn	rr	ss	ve	zz	ti		nk
ph	le	mb	kn	wr	se		s	ci		
					c		se			
					ce					

b	c	d	g	h	j	p	qu	t	w	x	y	ch
bb	k	dd	gg		g	pp		tt	wh			tch
	ck				ge							
	ch				dge							

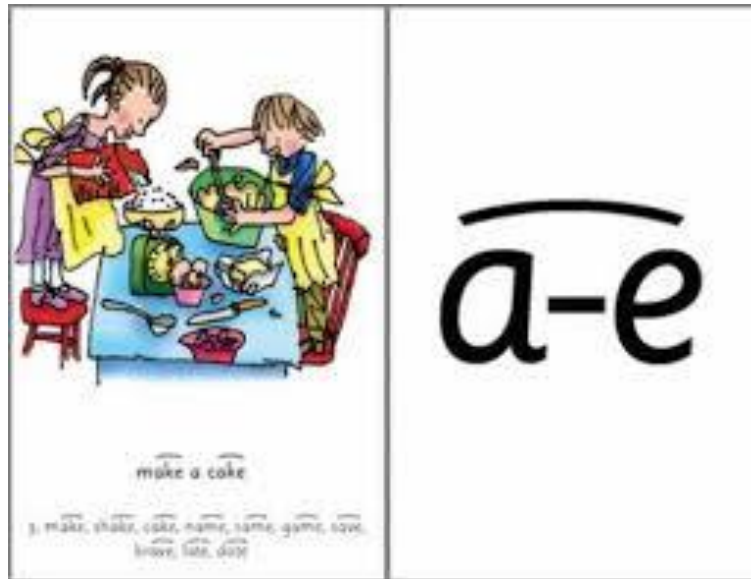
Vowel sounds

a	e	i	o	u	ay	ee	igh	ow
	ea				<u>a-e</u>	<u>e-e</u>	<u>i-e</u>	<u>o-e</u>
					ai	y	ie	oa
						ea	i	o
						e	y	

oo	oo	ar	or	air	ir	ou	oy	ire	ear	ure
<u>u-e</u>			oor	are	ur	ow	oi			
ue			ore		er					
ew			aw							
			au							



Split digraphs



https://www.google.com/search?rlz=1C1GCEV_enGB853GB853&ei=duMcXrsngsSBBvTcsMAE&q=how+do+you+teach+read+write+inc+split+digraphs&oq=how+do+you+teach+read+write+inc+split+digraphs&gs_l=psy-ab.3...24946.27011..28242...0.2..0.128.1246.15j2.....0....1..gws-wiz.....0i71j0i13j33i10.sc6zpwKirAw&ved=0ahUKEwi7up3uxIHnAhUCYsAKHXQuDEgQ4dUDCA&uact=5&safe=active&ssui=on#kpvalbx=_5uMcXt-uENKjgAb155-wDw22



Reading changes everything

Teach a child to read and keep that child reading and we will change everything.

And I mean everything.

Jeanette Winterson

The Word Gap

“Parents who read 1 picture book with their children every day provide their children with exposure to an estimated 78,000 words each a year. Cumulatively, over the 5 years, we estimate that children from literacy-rich homes hear a cumulative 1.4 million more words during storybook reading than children who are never read to”



Stoke Fleming
Primary School

Children who read at home do well at school

- Read fluently
- Write confidently
- Speak articulately






What can you do?

1. Practise the sounds and phrases
2. Practise reading sounds speedily -
 - ▶ ‘review, review, review’
3. Use ‘Special Friends’, ‘Fred Talk’,
 - ▶ read the word’ to read words
 - ▶ Practise 10 minutes reading a day
 - ▶ Read one page, your child reads a page
 - ▶ Share the library books we send home with SF stickers on.
 - ▶ Practise our ‘Favourite Five’ at home



Read, read, read



- ▶ STARTING WITH –
- ▶ Flashcards - daily - hopefully children will be able to tell you phoneme we have learnt - if not it is in the handbook. We follow them most of the time in this order.
- ▶ Listen to them reading or in the early stages sharing their home reading books.
- ▶ Practise reading bookmarks which will be sent home
- ▶ Practise with magnetic letters making simple 3 letter words
- ▶ Practise writing the letters learnt at home
- ▶ Children thrive on repetition of favourite stories. The more a story belongs to a child the better

View the Ruth Miskin Training suggested reading lists for great books to read with your children.

- ▶ <http://www.ruthmiskintraining.com/teacher-support/tag-44/index.html>



Alternative reading ideas

- ▶ Reading alternative ideas
- ▶ The green set of Read Write Inc flashcards. These are available to buy on Amazon if any parents were interested. Please find below a range of ideas:
- ▶ Words/ flashcards as passwords to get into rooms
- ▶ Word/ flashcard hunt around the house
- ▶ Hot and cold - hide a word for your child to find using hot and cold clues
- ▶ - photocopy/ make a second set to play matching pairs
- ▶ Wash the word with a brush (previously chalked)
- ▶ Word search bingo





Further online resources

- ▶ Ruth Miskin Facebook:
- ▶ <https://www.facebook.com/miskin.education>
- ▶ Free e-books for home reading:
- ▶ <http://www.oxfordowl.co.uk/Reading/>

Recommendations

Amazon/ RWI website



Lower case writing and print

The background features abstract, overlapping green geometric shapes, primarily triangles and polygons, in various shades of green, creating a modern and dynamic visual effect.

Keep up
not
catch up



Reading changes everything

Teach a child to read and keep that child reading and we will change everything.

And I mean everything.

Jeanette Winterson




Stoke Fleming
Primary School





Stoke Fleming
Primary School



Happy reading!

Thank you for
coming.

